

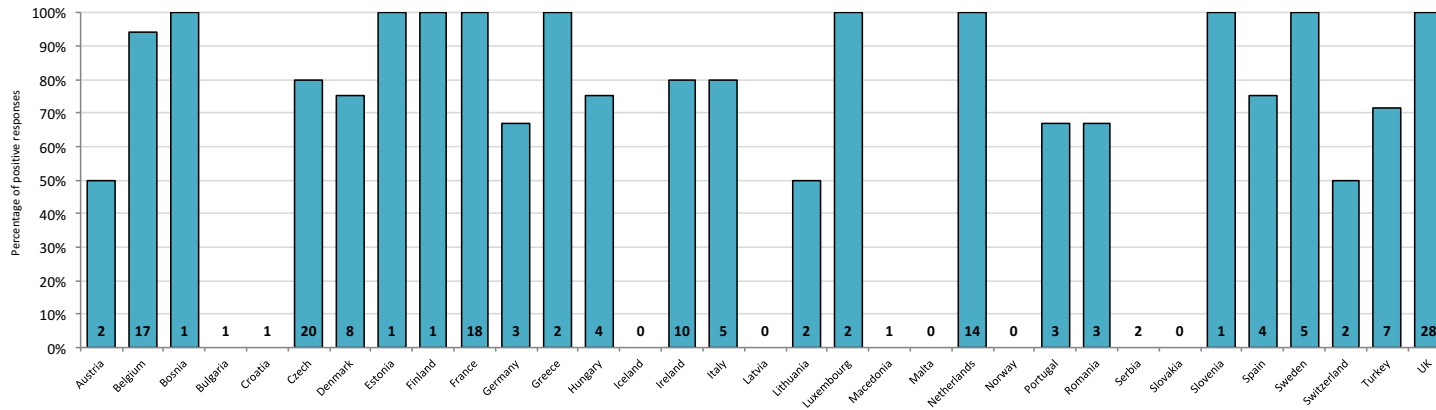
EAHP Statements of Hospital Pharmacy 2015-16 Survey Results (by question)

This tab enables the user to look at all of the results for a single question from the survey for every country. Select a question from the dropdown box below to see every country's results for that question.

Pick a question ▼

S272 - Were pharmacists involved in producing this policy?

Fig1. Percentage of respondents who indicated they did not have difficulty complying with the statement (positive responses)



Total responses per country are displayed at the bottom of each bar.

If a respondent gave a negative response to the question posed in Figure 1, they were asked what is the cause of difficulty in complying with the statement.

The results of these follow up questions can be seen in Figures 2 and 3 (overall results and results broken down by country respectively).

Fig2. What is preventing this? (results for all countries overall)

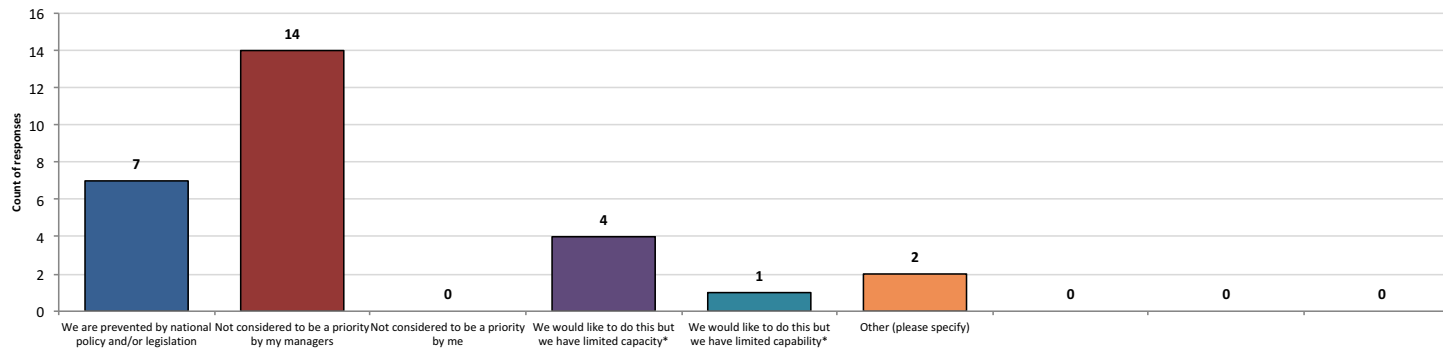


Fig3. What is preventing this? (results broken down by country)

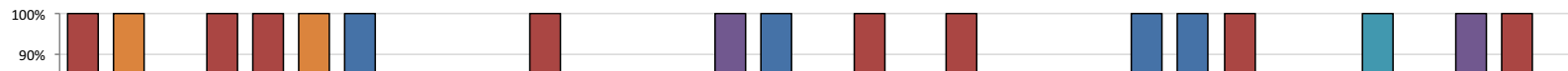
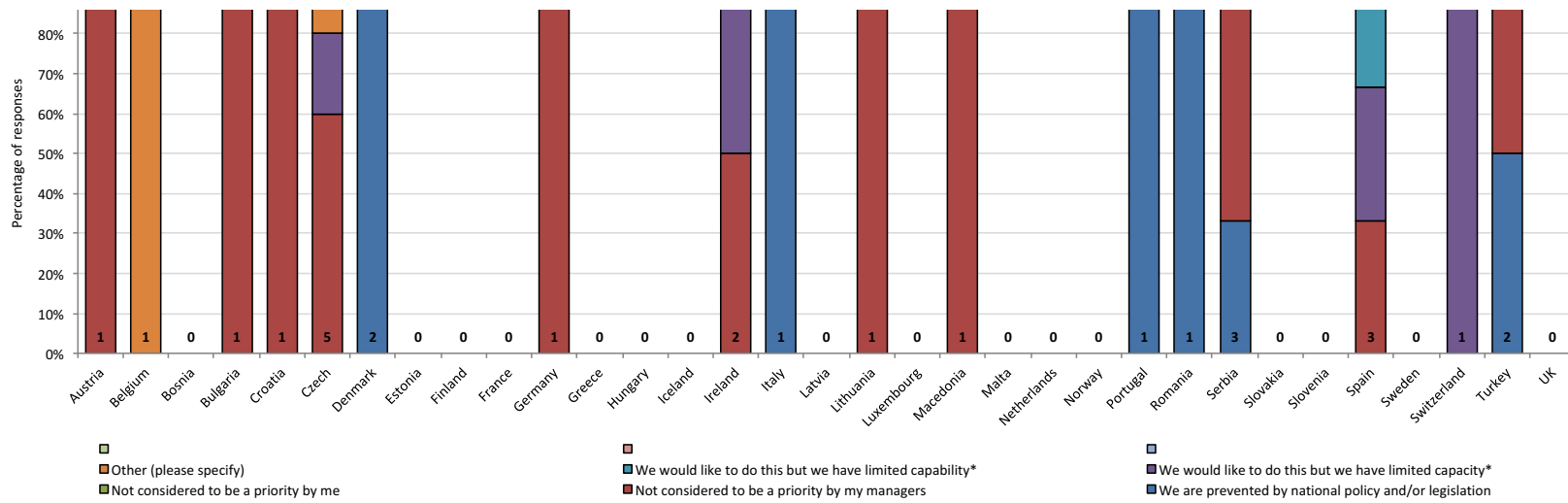


Table 1: Results for question S272

Country	Percentage of positive responses	Total Responses
Austria	50%	2
Belgium	94%	17
Bosnia	100%	1
Bulgaria	0%	1
Croatia	0%	1
Czech	80%	20
Denmark	75%	8
Estonia	100%	1
Finland	100%	1
France	100%	18
Germany	67%	3
Greece	100%	2
Hungary	75%	4
Iceland	0%	0
Ireland	80%	10
Italy	80%	5
Latvia	0%	0
Lithuania	50%	2
Luxembourg	100%	2
Macedonia	0%	1
Malta	0%	0
Netherlands	100%	14
Norway	0%	0
Portugal	67%	3
Romania	67%	3
Serbia	0%	2
Slovakia	0%	0
Slovenia	100%	1
Spain	75%	4
Sweden	100%	5
Switzerland	50%	2
Turkey	71%	7
UK	100%	28



Total responses per country are displayed at the bottom of each bar.