

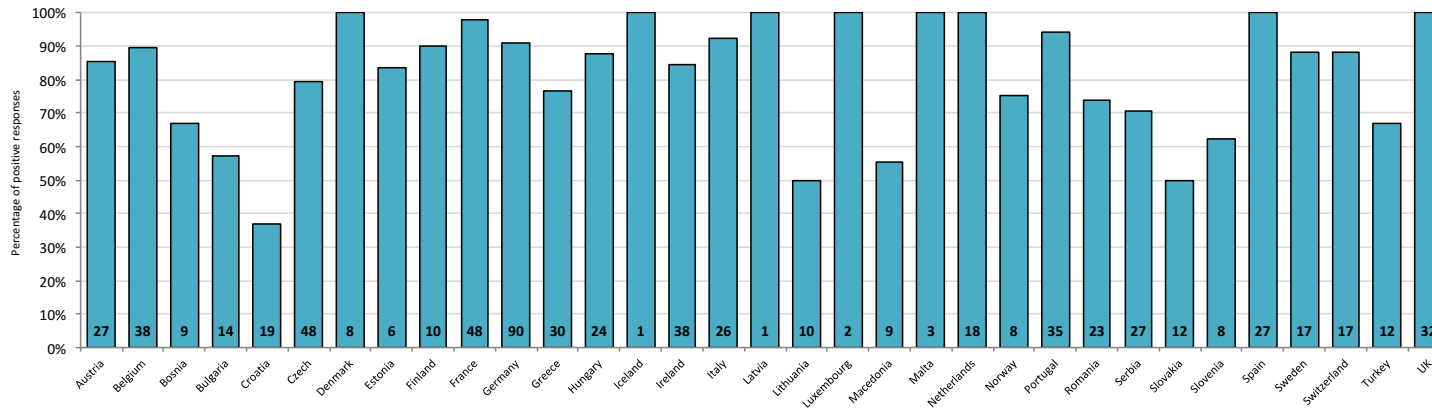
EAHP Statements of Hospital Pharmacy 2015-16 Survey Results (by question)

This tab enables the user to look at all of the results for a single question from the survey for every country. Select a question from the dropdown box below to see every country's results for that question.

Pick a question ▼

S52 - Our hospital has appropriate strategies to detect errors and identify priorities for improvement in medicines use processes

Fig1. Percentage of respondents who indicated they did not have difficulty complying with the statement (positive responses)



Total responses per country are displayed at the bottom of each bar.

If a respondent gave a negative response to the question posed in Figure 1, they were asked what is the cause of difficulty in complying with the statement. The results of these follow up questions can be seen in Figures 2 and 3 (overall results and results broken down by country respectively).

Fig2. What is preventing this? (results for all countries overall)

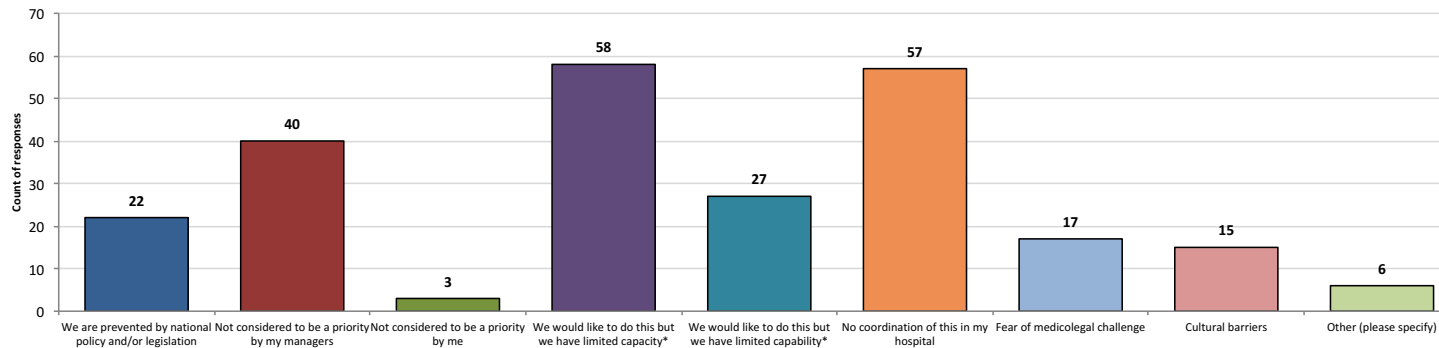


Fig3. What is preventing this? (results broken down by country)

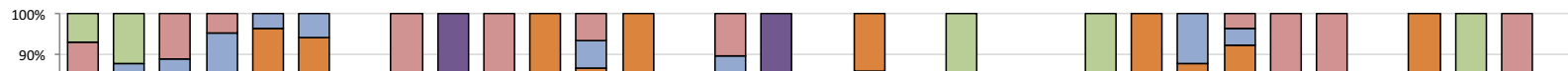
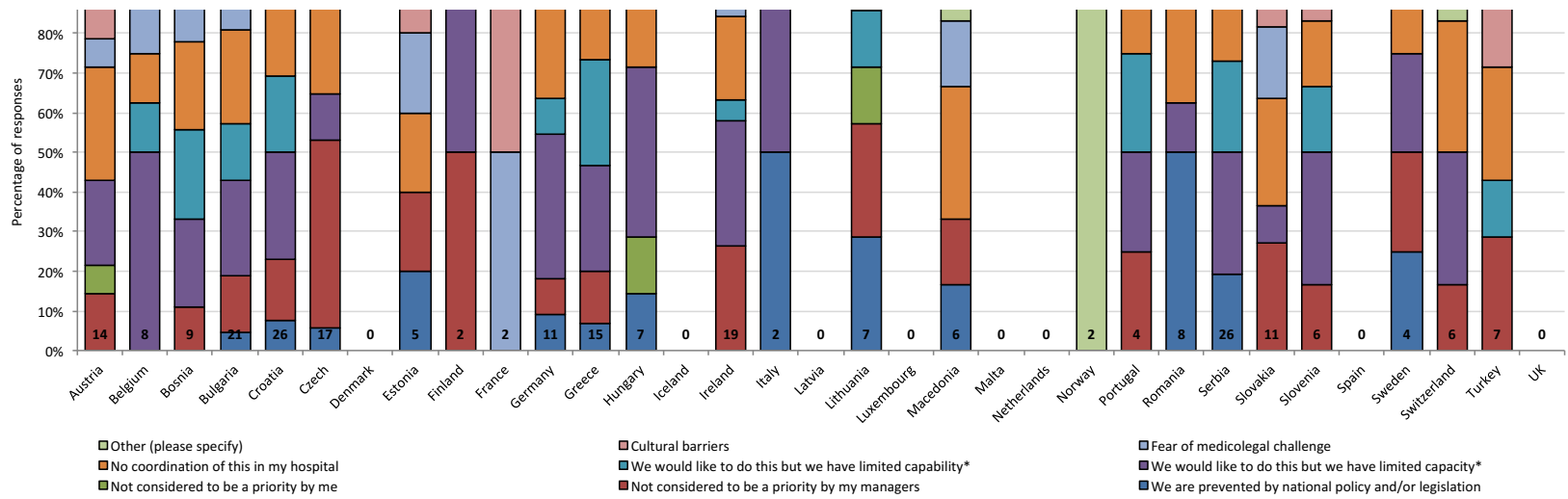


Table 1: Results for question S52

Country	Percentage of positive responses	Total Responses
Austria	85%	27
Belgium	89%	38
Bosnia	67%	9
Bulgaria	57%	14
Croatia	37%	19
Czech	79%	48
Denmark	100%	8
Estonia	83%	6
Finland	90%	10
France	98%	48
Germany	91%	90
Greece	77%	30
Hungary	88%	24
Iceland	100%	1
Ireland	84%	38
Italy	92%	26
Latvia	100%	1
Lithuania	50%	10
Luxembourg	100%	2
Macedonia	56%	9
Malta	100%	3
Netherlands	100%	18
Norway	75%	8
Portugal	94%	35
Romania	74%	23
Serbia	70%	27
Slovakia	50%	12
Slovenia	63%	8
Spain	100%	27
Sweden	88%	17
Switzerland	88%	17
Turkey	67%	12
UK	100%	32



Total responses per country are displayed at the bottom of each bar.