

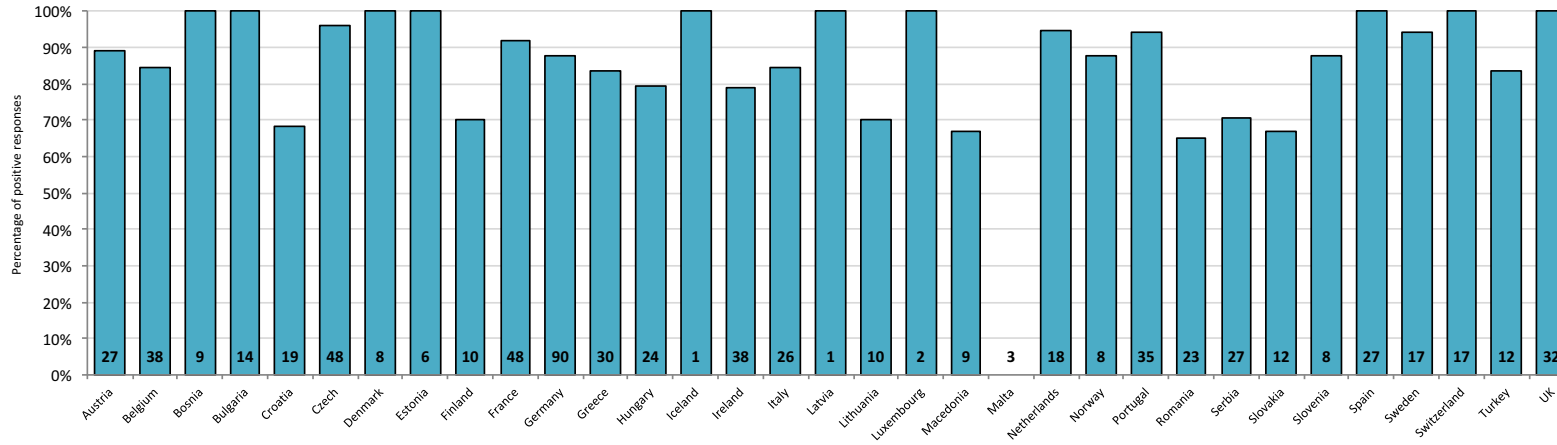
EAHP Statements of Hospital Pharmacy 2015-16 Survey Results (by question)

This tab enables the user to look at all of the results for a single question from the survey for every country. Select a question from the dropdown box below to see every country's results for that question.

Pick a question S24 - Procurement of non-formulary medicines in our hospital is done to a robust process ▼

S24 - Procurement of non-formulary medicines in our hospital is done to a robust process

Fig1. Percentage of respondents who indicated they did not have difficulty complying with the statement (positive responses)



Total responses per country are displayed at the bottom of each bar.

If a respondent gave a negative response to the question posed in Figure 1, they were asked what is the cause of difficulty in complying with the statement.

The results of these follow up questions can be seen in Figures 2 and 3 (overall results and results broken down by country respectively).

Fig2. What is preventing this? (results for all countries overall)

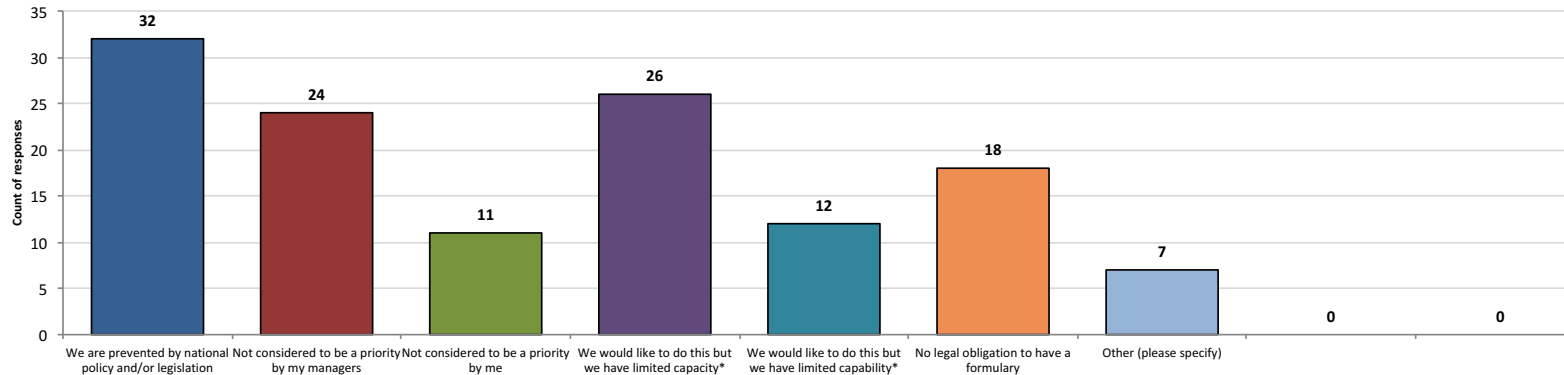
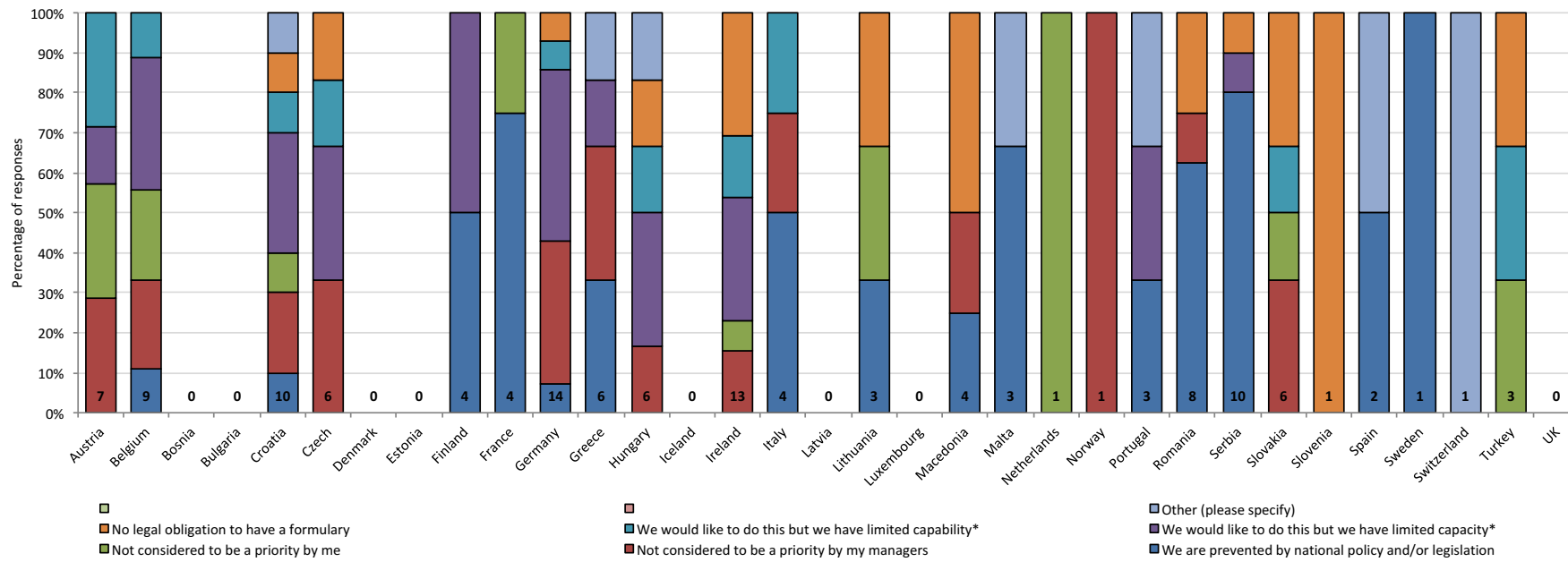


Table 1: Results for question S24

Country	Percentage of positive responses
Austria	89%
Belgium	84%
Bosnia	100%
Bulgaria	100%
Croatia	68%
Czech	96%
Denmark	100%
Estonia	100%
Finland	70%
France	92%
Germany	88%
Greece	83%
Hungary	79%
Iceland	100%
Ireland	79%
Italy	85%
Latvia	100%
Lithuania	70%
Luxembourg	100%
Macedonia	67%
Malta	0%
Netherlands	94%
Norway	88%
Portugal	94%
Romania	65%
Serbia	70%
Slovakia	67%
Slovenia	88%
Spain	100%
Sweden	94%
Switzerland	100%
Turkey	83%
UK	100%

Fig3. What is preventing this? (results broken down by country)



Total responses per country are displayed at the bottom of each bar.