

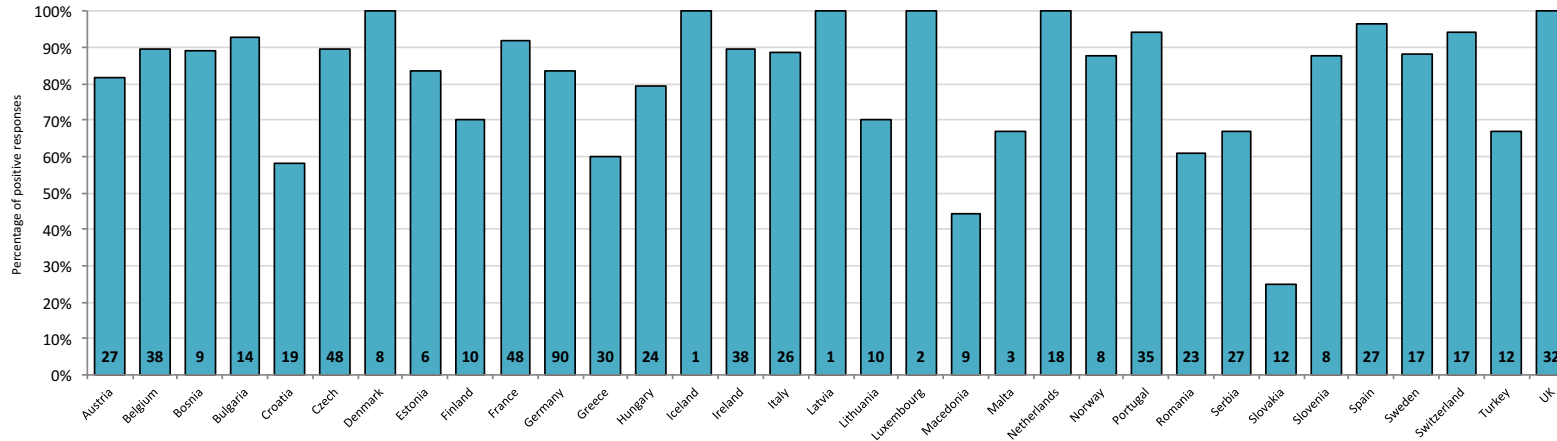
EAHP Statements of Hospital Pharmacy 2015-16 Survey Results (by question)

This tab enables the user to look at all of the results for a single question from the survey for every country. Select a question from the dropdown box below to see every country's results for that question.

Pick a question S22 - The pharmacists in our hospital take the lead in developing, monitoring, reviewing and improving medicine use processes and the use of medicine related technologies

S22 - The pharmacists in our hospital take the lead in developing, monitoring, reviewing and improving medicine use processes and the use of medicine related technologies

Fig1. Percentage of respondents who indicated they did not have difficulty complying with the statement (positive responses)



Total responses per country are displayed at the bottom of each bar.

If a respondent gave a negative response to the question posed in Figure 1, they were asked what is the cause of difficulty in complying with the statement.

The results of these follow up questions can be seen in Figures 2 and 3 (overall results and results broken down by country respectively).

Fig2. What is preventing this? (results for all countries overall)

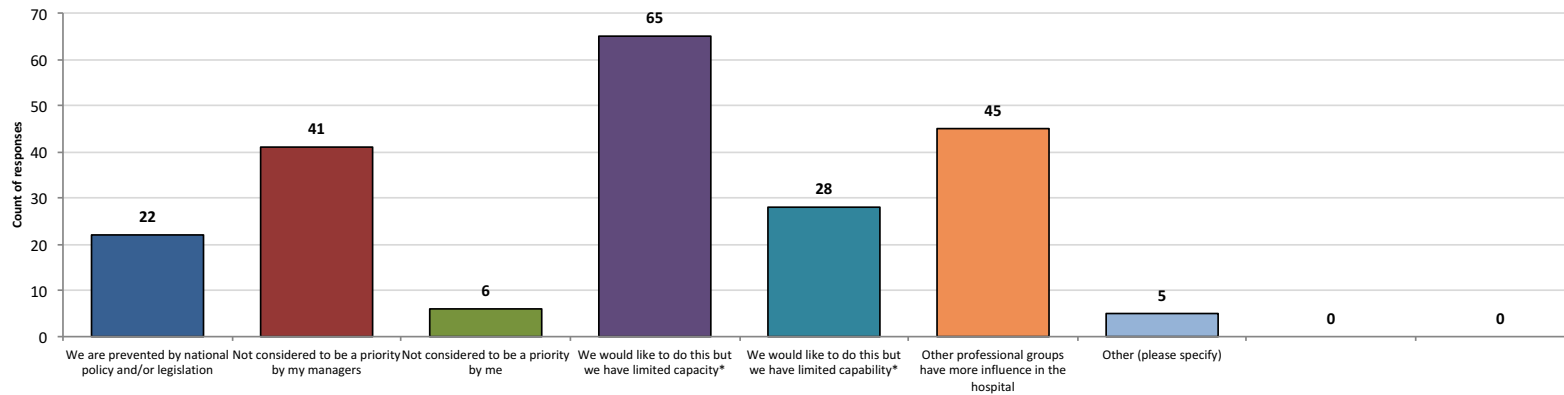
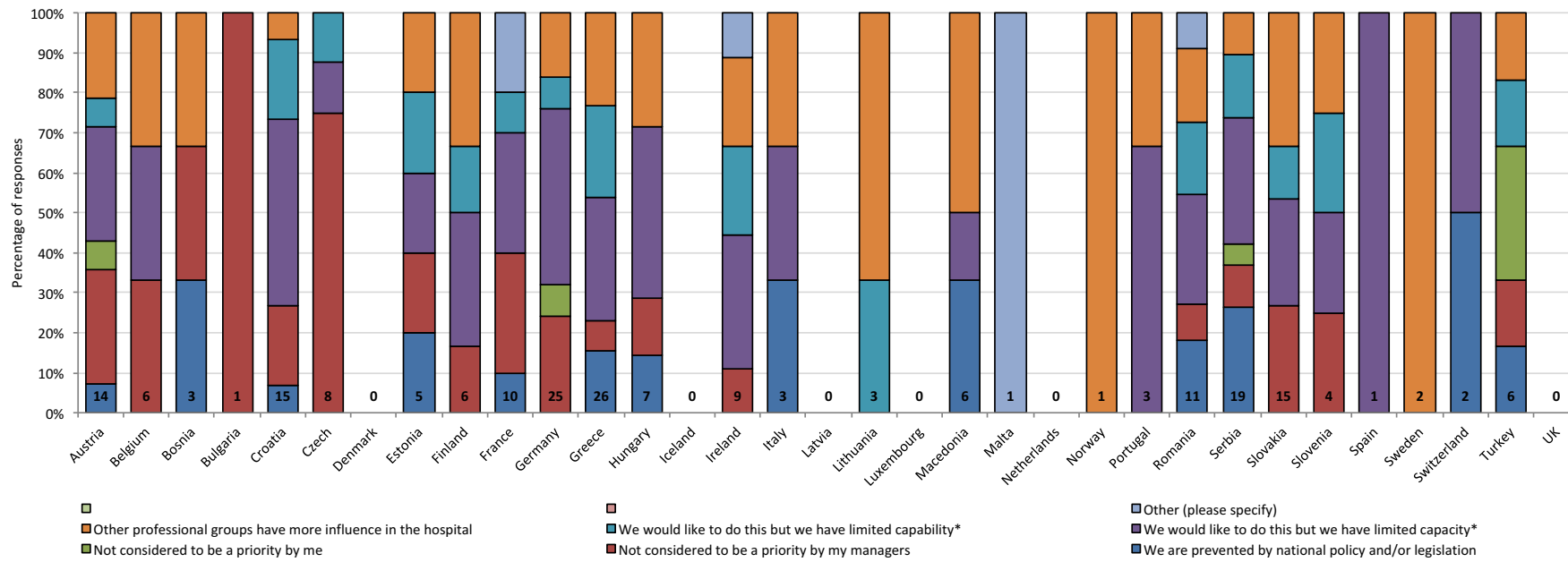


Table 1: Results for question S22

Country	Percentage of positive responses
Austria	81%
Belgium	89%
Bosnia	89%
Bulgaria	93%
Croatia	58%
Czech	90%
Denmark	100%
Estonia	83%
Finland	70%
France	92%
Germany	83%
Greece	60%
Hungary	79%
Iceland	100%
Ireland	89%
Italy	88%
Latvia	100%
Lithuania	70%
Luxembourg	100%
Macedonia	44%
Malta	67%
Netherlands	100%
Norway	88%
Portugal	94%
Romania	61%
Serbia	67%
Slovakia	25%
Slovenia	88%
Spain	96%
Sweden	88%
Switzerland	94%
Turkey	67%
UK	100%

Fig3. What is preventing this? (results broken down by country)



Total responses per country are displayed at the bottom of each bar.