

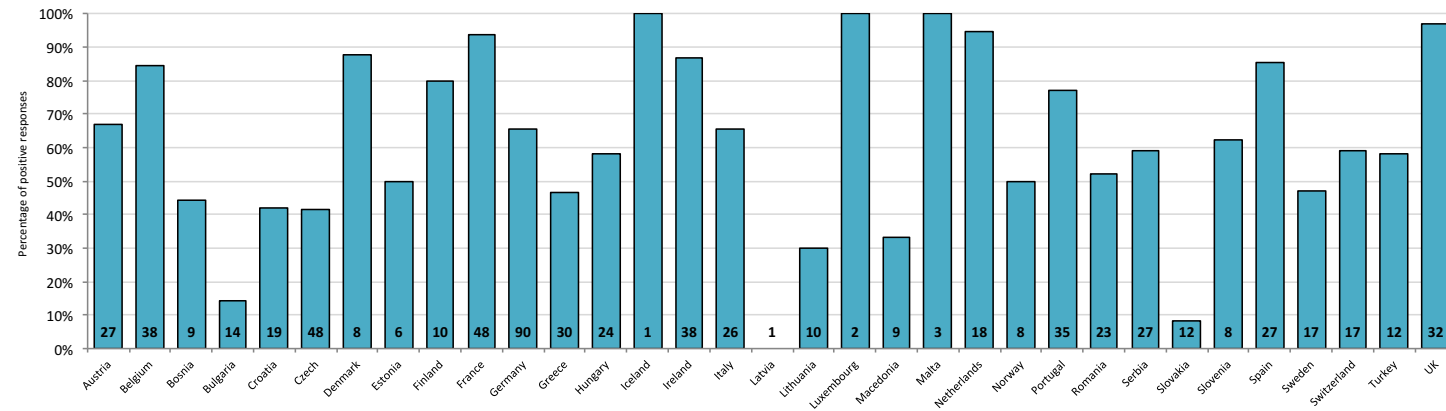
EAHP Statements of Hospital Pharmacy 2015-16 Survey Results (by question)

This tab enables the user to look at all of the results for a single question from the survey for every country. Select a question from the dropdown box below to see every country's results for that question.

Pick a question ▼

S545 - The pharmacists in our hospital report medication errors

Fig1. Percentage of respondents who indicated they did not have difficulty complying with the statement (positive responses)



Total responses per country are displayed at the bottom of each bar.

If a respondent gave a negative response to the question posed in Figure 1, they were asked what is the cause of difficulty in complying with the statement. The results of these follow up questions can be seen in Figures 2 and 3 (overall results and results broken down by country respectively).

Fig2. What is preventing this? (results for all countries overall)

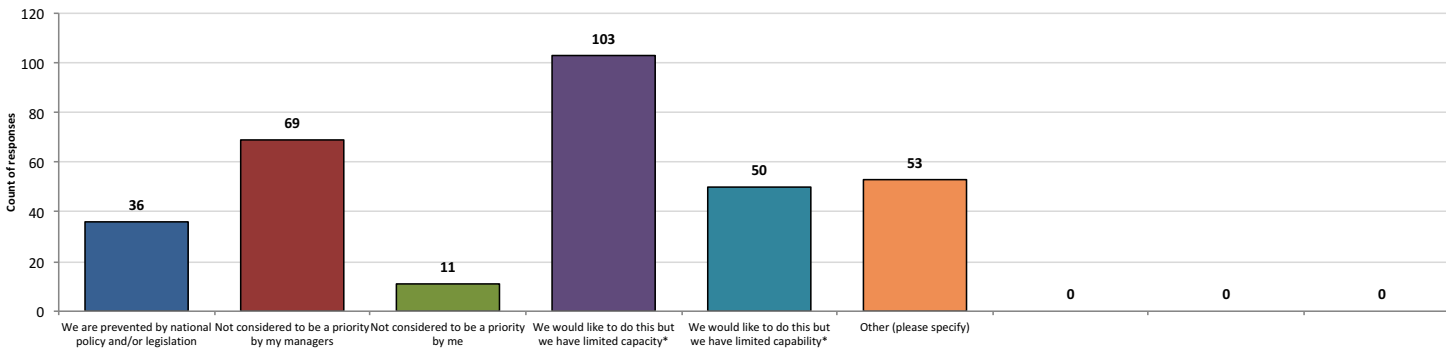


Fig3. What is preventing this? (results broken down by country)

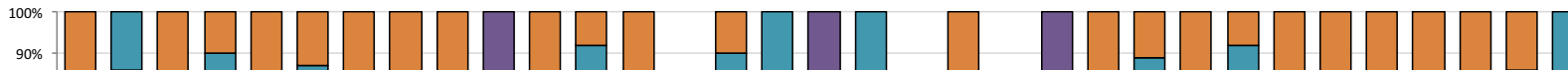
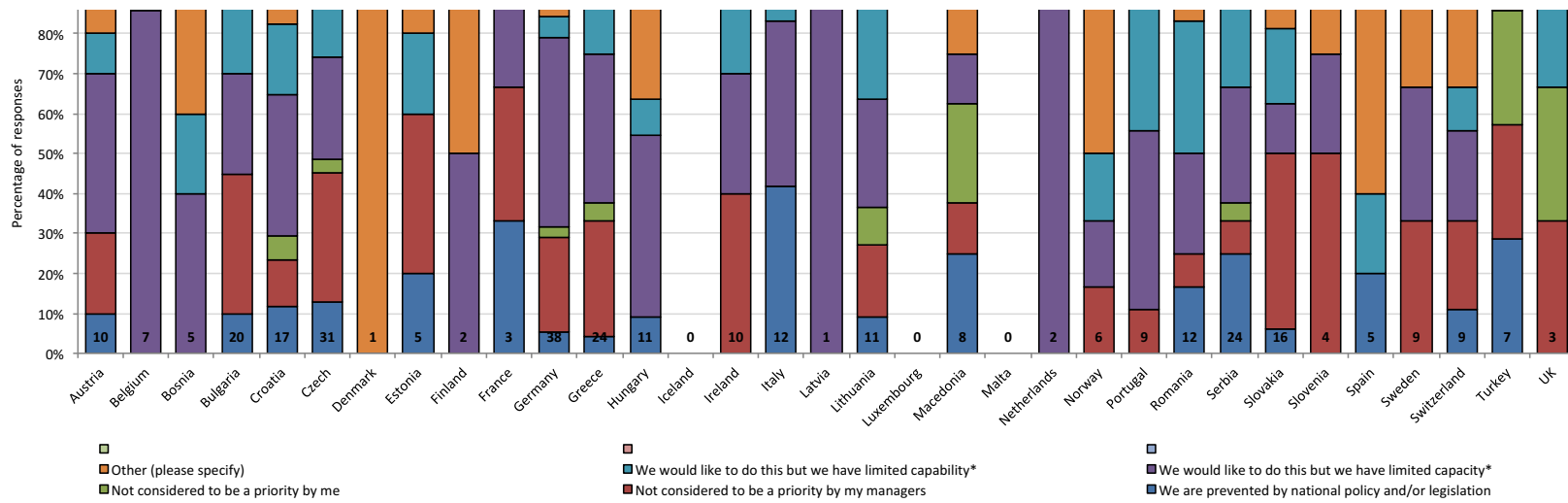


Table 1: Results for question S545

Country	Percentage of positive responses	Total Responses
Austria	67%	27
Belgium	84%	38
Bosnia	44%	9
Bulgaria	14%	14
Croatia	42%	19
Czech	42%	48
Denmark	88%	8
Estonia	50%	6
Finland	80%	10
France	94%	48
Germany	66%	90
Greece	47%	30
Hungary	58%	24
Iceland	100%	1
Ireland	87%	38
Italy	65%	26
Latvia	0%	1
Lithuania	30%	10
Luxembourg	100%	2
Macedonia	33%	9
Malta	100%	3
Netherlands	94%	18
Norway	50%	8
Portugal	77%	35
Romania	52%	23
Serbia	59%	27
Slovakia	8%	12
Slovenia	63%	8
Spain	85%	27
Sweden	47%	17
Switzerland	59%	17
Turkey	58%	12
UK	97%	32



Total responses per country are displayed at the bottom of each bar.