

EAHP Statements of Hospital Pharmacy 2015-16 Survey Results (by question)

This tab enables the user to look at all of the results for a single question from the survey for every country. Select a question from the dropdown box below to see every country's results for that question.

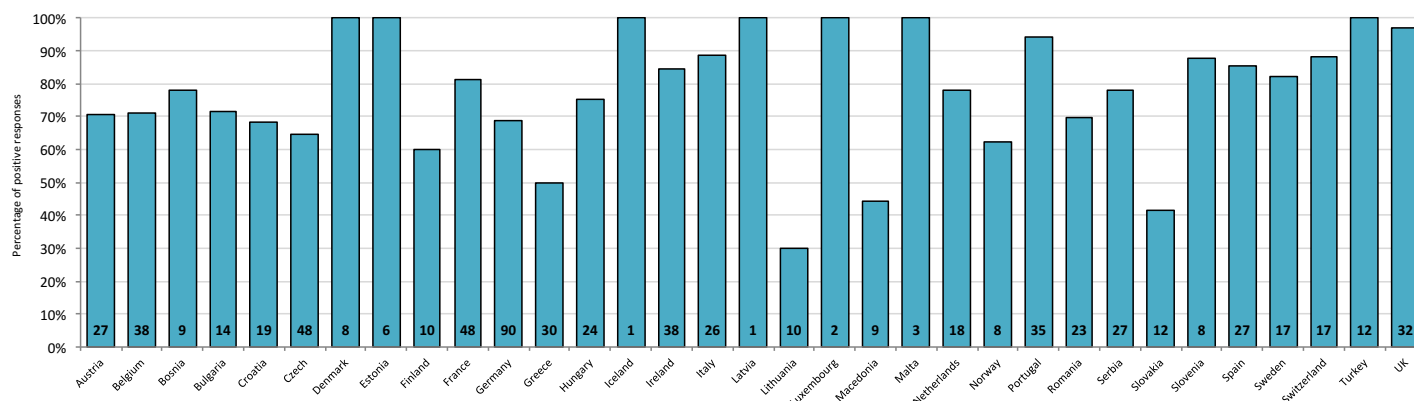
Pick a question

S55 - The pharmacists in our hospital use evidence-based approaches to reduce the risk of medication errors



S55 - The pharmacists in our hospital use evidence-based approaches to reduce the risk of medication errors

Fig1. Percentage of respondents who indicated they did not have difficulty complying with the statement (positive responses)



Total responses per country are displayed at the bottom of each bar.

If a respondent gave a negative response to the question posed in Figure 1, they were asked what is the cause of difficulty in complying with the statement.

The results of these follow up questions can be seen in Figures 2 and 3 (overall results and results broken down by country respectively).

Fig2. What is preventing this? (results for all countries overall)

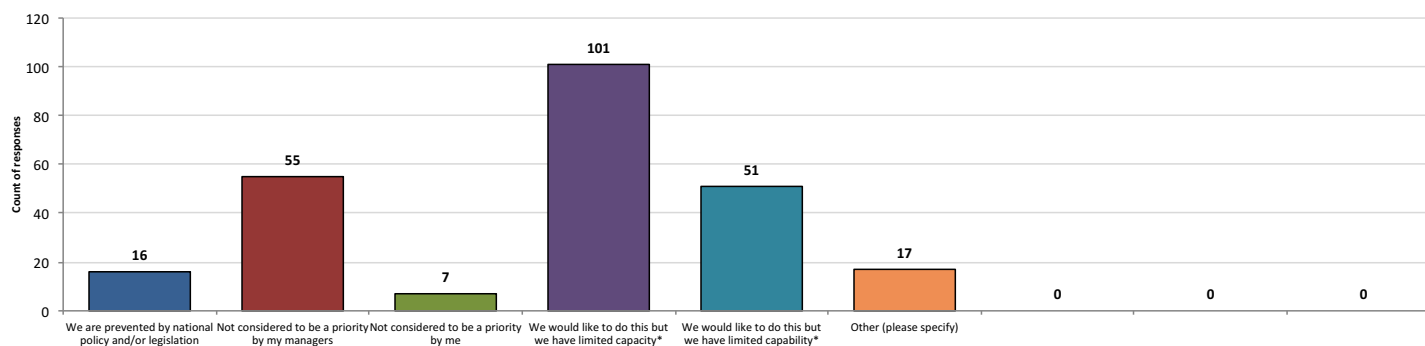


Fig3. What is preventing this? (results broken down by country)

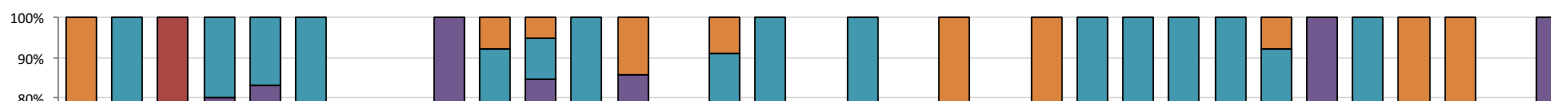
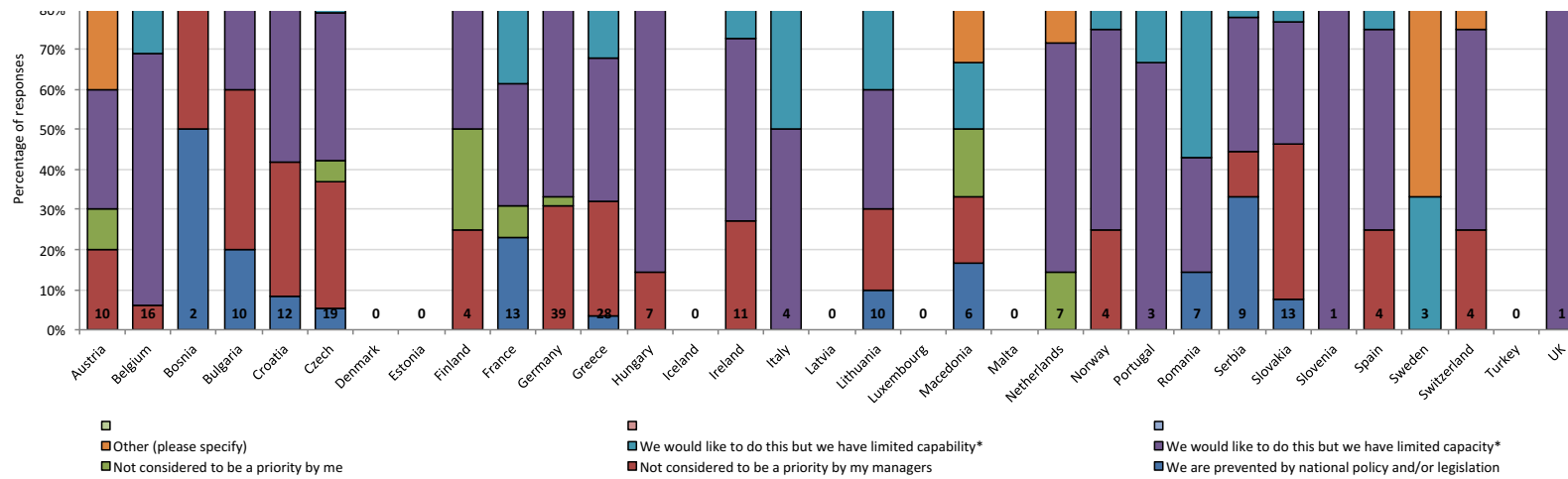


Table 1: Results for question S55

Country	Percentage of positive responses	Total Responses
Austria	70%	27
Belgium	71%	38
Bosnia	78%	9
Bulgaria	71%	14
Croatia	68%	19
Czech	65%	48
Denmark	100%	8
Estonia	100%	6
Finland	60%	10
France	81%	48
Germany	69%	90
Greece	50%	30
Hungary	75%	24
Iceland	100%	1
Ireland	84%	38
Italy	88%	26
Latvia	100%	1
Lithuania	30%	10
Luxembourg	100%	2
Macedonia	44%	9
Malta	100%	3
Netherlands	78%	18
Norway	63%	8
Portugal	94%	35
Romania	70%	23
Serbia	78%	27
Slovakia	42%	12
Slovenia	88%	8
Spain	85%	27
Sweden	82%	17
Switzerland	88%	17
Turkey	100%	12
UK	97%	32



Total responses per country are displayed at the bottom of each bar.

Freertext responses from the 'Other' category

If a respondent selected 'Other' as an option when asked what is preventing the statement from being implemented, they were asked to provide a freertext response.

Country	Comment
Austria	I don't know them...
Hungary	SPC
France	There is not much evidence-based approaches
Macedonia	farmaceutite nemaat uloga vo lekuvanjetu na pacientite,
Switzerland	now developping
Austria	limited IT capacity
Ireland	limite computerisation, difficult to implement with current paper systems in place
Slovakia	I think only one leader pharmacist from 12 hospitals (net) can do it, because he can to have relevanted informations about this. But I do not know, if he do it.
Austria	lack of knowledge
Sweden	we dont work in that way
Macedonia	This kind of job is done by the doctors
Netherlands	not supported by the applied software
Sweden	lack of evidence
Netherlands	sufficient number of staff
Austria	For the last 12 years we developed our own error reduction and preventing System - on the basis of our own evidence + knowhow by JCI based educational programm
Germany	Apotheker stellen keine Medikamente
Germany	To Little knowledge on the subject

