

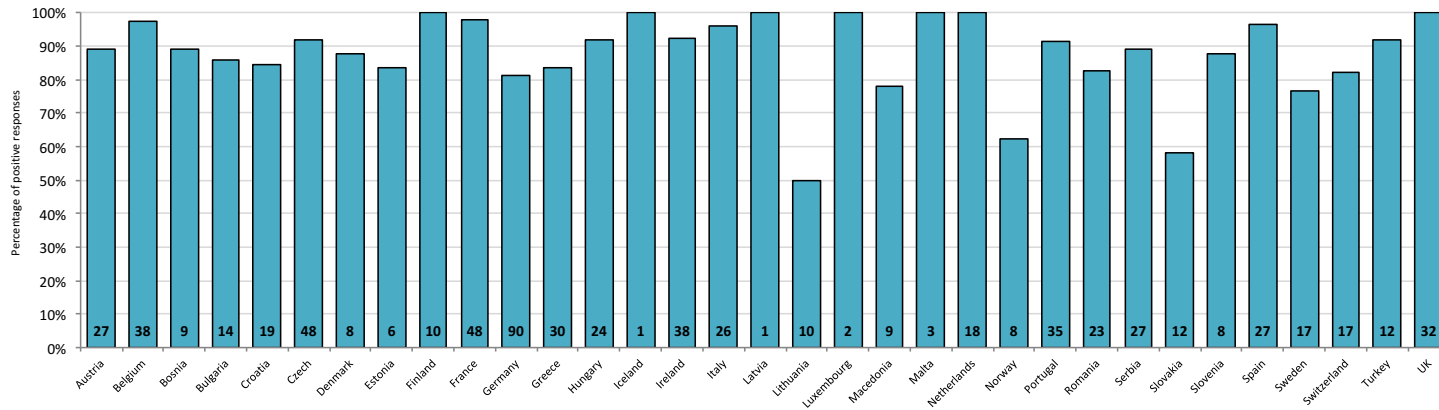
## EAHP Statements of Hospital Pharmacy 2015-16 Survey Results (by question)

This tab enables the user to look at all of the results for a single question from the survey for every country. Select a question from the dropdown box below to see every country's results for that question.

Pick a question  ▼

**S56 - Our hospital has appropriate procedures in place to identify high-risk medicines and minimise the risks from their use in the following areas**

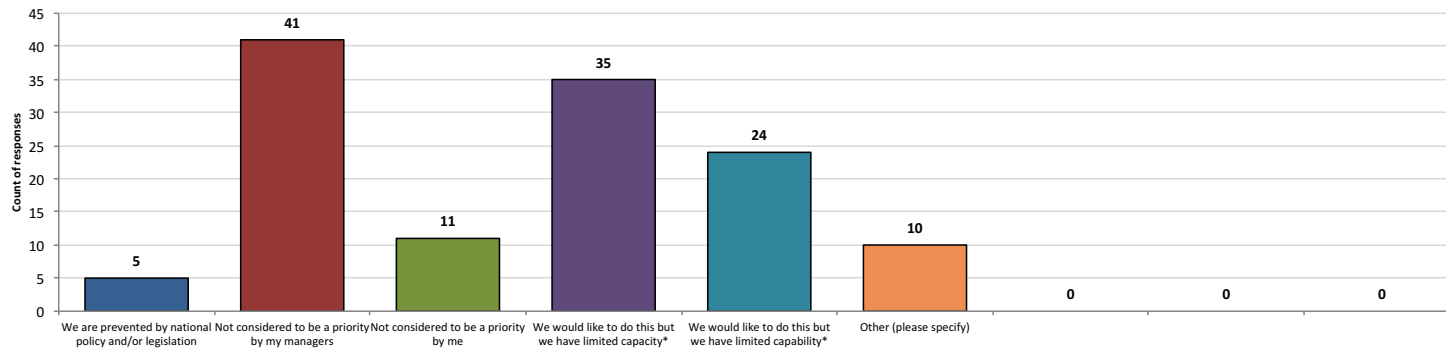
**Fig1. Percentage of respondents who indicated they did not have difficulty complying with the statement (positive responses)**



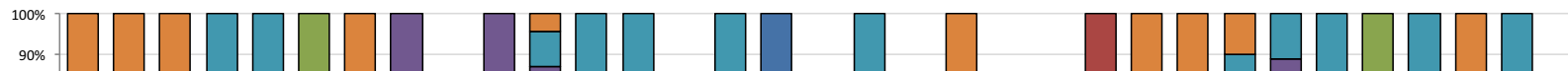
Total responses per country are displayed at the bottom of each bar.

If a respondent gave a negative response to the question posed in Figure 1, they were asked what is the cause of difficulty in complying with the statement. The results of these follow up questions can be seen in Figures 2 and 3 (overall results and results broken down by country respectively).

**Fig2. What is preventing this? (results for all countries overall)**

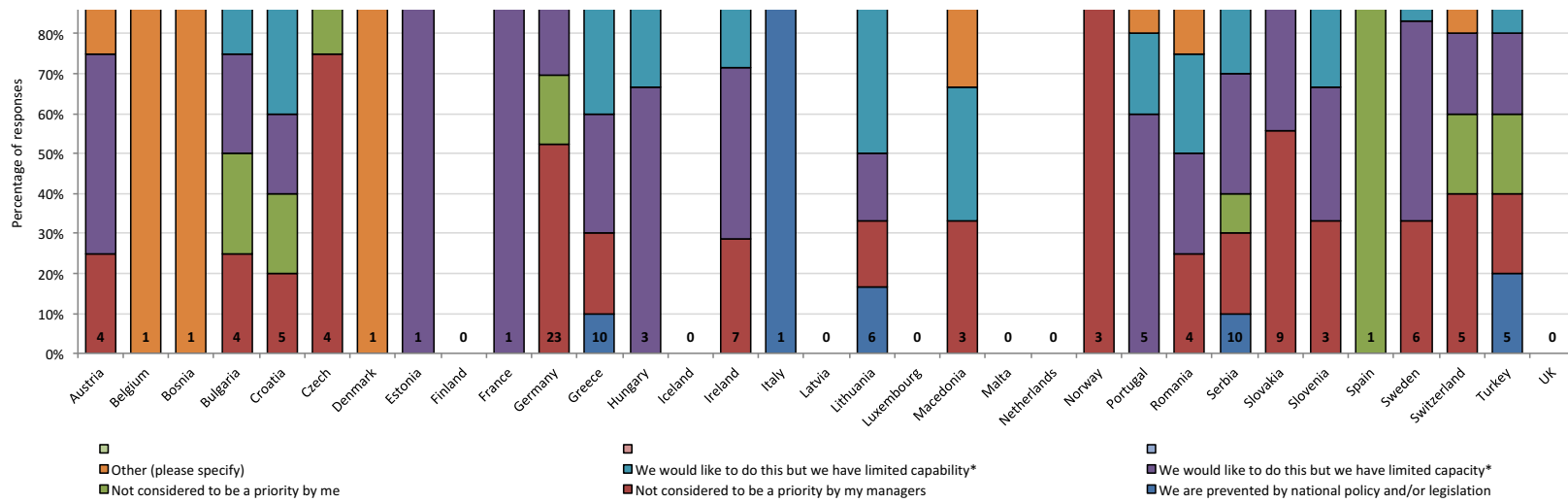


**Fig3. What is preventing this? (results broken down by country)**



**Table 1: Results for question S56**

Country	Percentage of positive responses	Total Responses
Austria	89%	27
Belgium	97%	38
Bosnia	89%	9
Bulgaria	86%	14
Croatia	84%	19
Czech	92%	48
Denmark	88%	8
Estonia	83%	6
Finland	100%	10
France	98%	48
Germany	81%	90
Greece	83%	30
Hungary	92%	24
Iceland	100%	1
Ireland	92%	38
Italy	96%	26
Latvia	100%	1
Lithuania	50%	10
Luxembourg	100%	2
Macedonia	78%	9
Malta	100%	3
Netherlands	100%	18
Norway	63%	8
Portugal	91%	35
Romania	83%	23
Serbia	89%	27
Slovakia	58%	12
Slovenia	88%	8
Spain	96%	27
Sweden	76%	17
Switzerland	82%	17
Turkey	92%	12
UK	100%	32



Total responses per country are displayed at the bottom of each bar.