

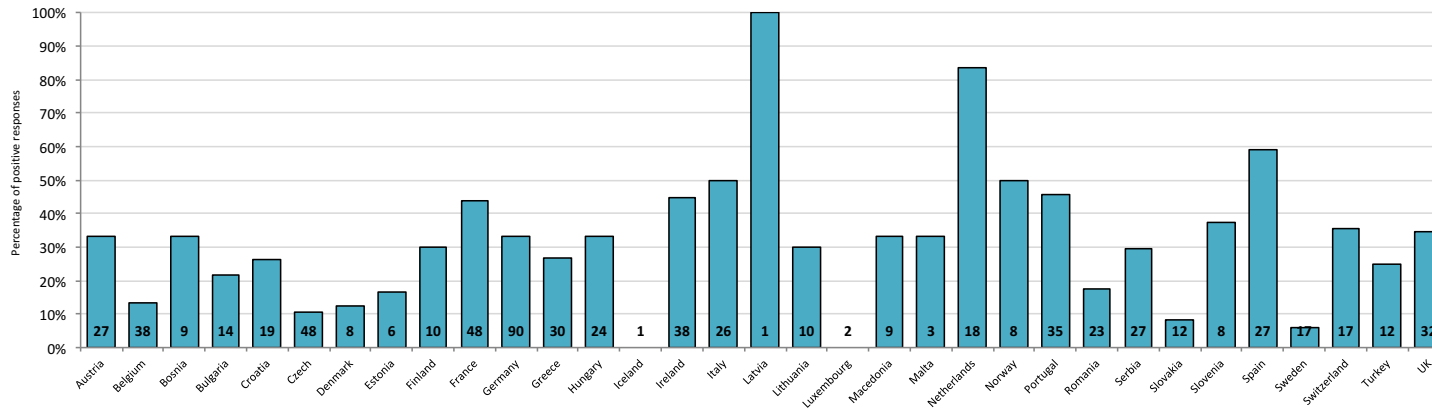
EAHP Statements of Hospital Pharmacy 2015-16 Survey Results (by question)

This tab enables the user to look at all of the results for a single question from the survey for every country. Select a question from the dropdown box below to see every country's results for that question.

Pick a question ▼

S64 - The pharmacists in our hospital routinely publish hospital pharmacy practice research

Fig1. Percentage of respondents who indicated they did not have difficulty complying with the statement (positive responses)



Total responses per country are displayed at the bottom of each bar.

If a respondent gave a negative response to the question posed in Figure 1, they were asked what is the cause of difficulty in complying with the statement.

The results of these follow up questions can be seen in Figures 2 and 3 (overall results and results broken down by country respectively).

Fig2. What is preventing this? (results for all countries overall)

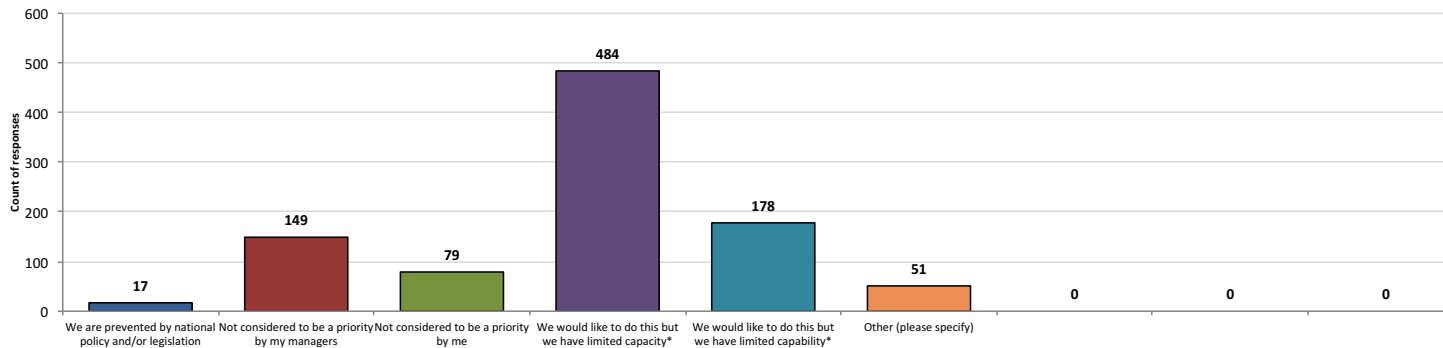


Fig3. What is preventing this? (results broken down by country)

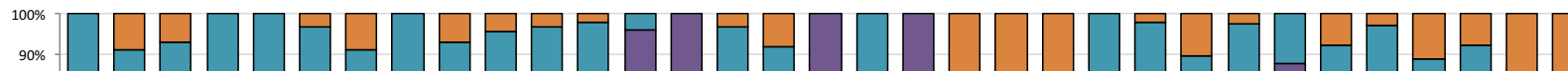
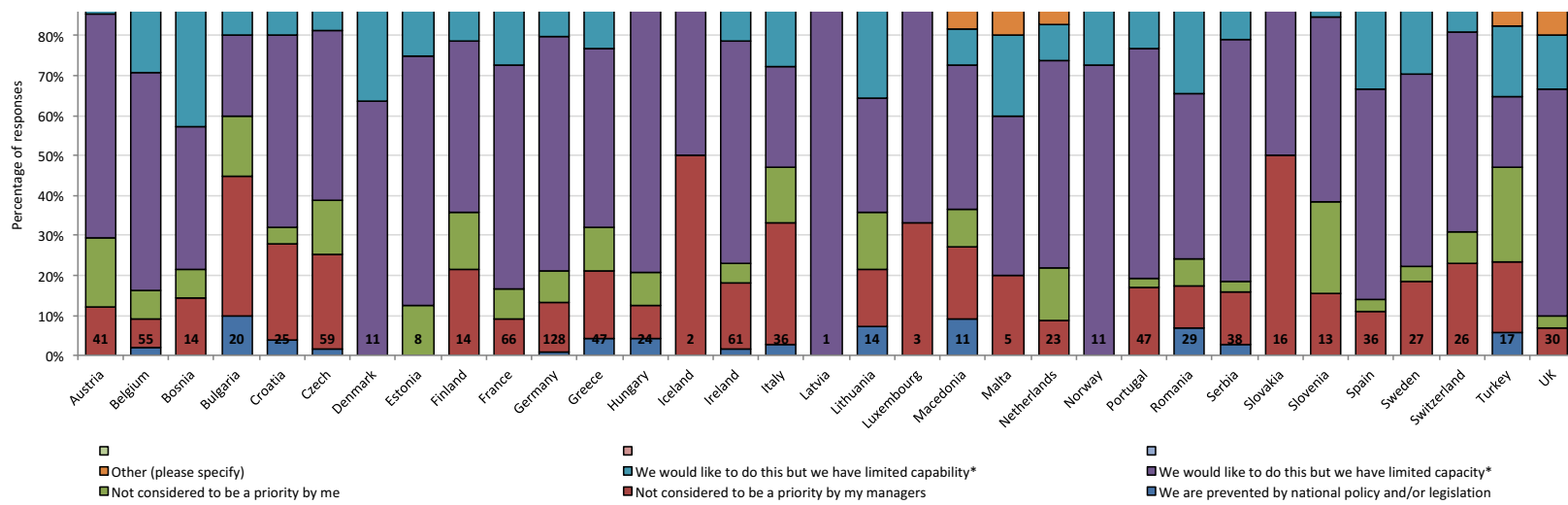


Table 1: Results for question S64

Country	Percentage of positive responses	Total Responses
Austria	33%	27
Belgium	13%	38
Bosnia	33%	9
Bulgaria	21%	14
Croatia	26%	19
Czech	10%	48
Denmark	13%	8
Estonia	17%	6
Finland	30%	10
France	44%	48
Germany	33%	90
Greece	27%	30
Hungary	33%	24
Iceland	0%	1
Ireland	45%	38
Italy	50%	26
Latvia	100%	1
Lithuania	30%	10
Luxembourg	0%	2
Macedonia	33%	9
Malta	33%	3
Netherlands	83%	18
Norway	50%	8
Portugal	46%	35
Romania	17%	23
Serbia	30%	27
Slovakia	8%	12
Slovenia	38%	8
Spain	59%	27
Sweden	6%	17
Switzerland	35%	17
Turkey	25%	12
UK	34%	32



Total responses per country are displayed at the bottom of each bar.